

CS 312 Environment Model Diagrams

Fall 2006

The Substitution Model

- Recall the **substitution model**:
 - Bind variables at "let" constructs
 - Bind function arguments at function calls
 - Substitute bindings in the let body or function body
- **Rules:** `let val x = v in e end -> e{v/x}`
`(fn x => e)(v) -> e{v/x}`
- **Example:** `let val x = 3 in x * x end`
`-> 3 * 3 -> 9`

CS312

2

Problems

- **Substitution model:**
 - Useful for understanding program execution
 - Inefficient as an implementation
- **Problem 1:** We must traverse the code just to perform substitutions; the code will be traversed again when we execute it
- **Problem 2:** Substitutions can lead to code blow-up

```
let val x = (1,2)
    val y = (x,x)
    val z = (y,y)
in
  (z,z)
end
```

CS312

3

Problems

- **Problem 3:** SM doesn't work in a straightforward way with imperative features:

```
let val x = ref 1
    val y = x
in y := 2; !x end
-> ...
-> (ref 1) := 2; !(ref 1)
-> 1 (* wrong *)
```
- We would need to use a memory location "l" instead of "ref 1", then substitute l into the code, and keep track of l's value on the side

CS312

4

The Environment Model

- **Solution: the environment model**
 - Idea: use an environment to store bindings of variables
 - No substitutions
 - Environment is a map from variables to values
 - Values are looked up lazily, when needed

- **Example:**

Program:

```
let val x = 2
    val y = "hello"
in
  x + size(y)
end
```

Environment:



CS312

5

The Environment Model


- **Solution: the environment model**
 - Idea: use an environment to store bindings of variables
 - No substitutions
 - Environment is a map from variables to values
 - Values are looked up lazily, when needed

- **Example:**

Evaluation:

```
-> let val y = "hello"
in
  x + size(y)
end
```

Environment:



CS312

6

The Environment Model

- Solution: **the environment model**
 - Idea: use an environment to store bindings of variables
 - No substitutions
 - Environment is a map from variables to values
 - Values are looked up lazily, when needed

- Example:

<p>Evaluation:</p> <pre>-> x + size(y)</pre>	<p>Environment:</p> <div style="border: 1px solid black; padding: 2px; display: inline-block;"> <pre>x = 2 y = "hello"</pre> </div>
---	---

CS312

7

The Environment Model

- Solution: **the environment model**
 - Idea: use an environment to store bindings of variables
 - No substitutions
 - Environment is a map from variables to values
 - Values are looked up lazily, when needed

- Example:

<p>Evaluation:</p> <pre>-> x + size(y) -> 2 + size(y) -> 2 + size("hello") -> 2 + 5 -> 7</pre>	<p>Environment:</p> <div style="border: 1px solid black; padding: 2px; display: inline-block;"> <pre>x = 2 y = "hello"</pre> </div>
---	---

CS312

8

Environments

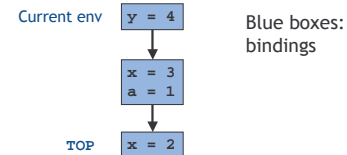
- Bindings added when entering a scope
- Bindings removed at end of scope
- Nested let blocks: how do we remove just the inner bindings?
- Idea: **use a stack-like structure of bindings**
 - Entering a scope: push new bindings, record the parent
 - Exiting a scope: move to the parent
 - Most recent binding = **current environment**
 - Least recent binding = **TOP**

CS312

9

Variable Lookup

- To evaluate a variable, look it up in the environment
 - start with the last binding added to the environment and then explore the path towards TOP.
- Evaluating "x" in this environment yields 3:

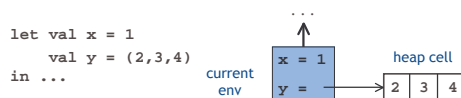


CS312

10

Boxed vs. Unboxed Values

- Values of primitive types are placed directly in the environment ("**unboxed**" values)
 - E.g., int, bool, real, char
- All other values are placed in the heap ("**boxed**" values)
 - Each heap cell drawn as a new box in the diagram
 - Examples: references, tuples, records, datatype constructors (hence lists), anonymous functions
 - The environment stores a **pointer** to the corresponding heap cell



CS312

11

Let expressions

To evaluate **let val x = e1 in e2**:

1. Evaluate **e1** in the current environment
2. Extend the current environment with a binding that maps **x** to the value of **e1**
3. Evaluate **e2** in the extended environment
4. Restore the old environment (i.e., remove the binding for **x**)
5. Return the value of **e2**

CS312

12

Let Example

```
let val x = (1,2) in (x,3) end
```

current env → TOP

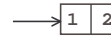
CS312

13

Let Example

```
let val x = (1,2) in (x,3) end
```

1. Evaluating (1,2) yields a pointer to a heap cell.



current env → TOP

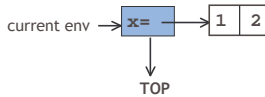
CS312

14

Let Example

```
let val x = (1,2) in (x,3) end
```

1. Evaluating (1,2) yields a pointer to a heap cell.
2. Extend the environment with a binding for x.



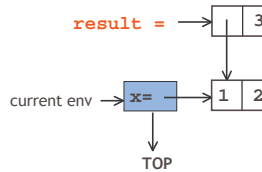
CS312

15

Let Example

```
let val x = (1,2) in (x,3) end
```

1. Evaluating (1,2) yields a pointer to a heap cell.
2. Extend the environment with a binding for x.
3. Evaluate the body of the let in the current env.

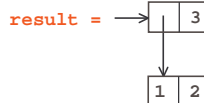


CS312

16

Let Example

```
let val x = (1,2) in (x,3) end
```



current env → TOP

1. Evaluating (1,2) yields a pointer to a heap cell.
2. Extend the environment with a binding for x.
3. Evaluate the body of the let in the current env.
4. Restore the environment and return the result.

CS312

17

Multiple Declarations

- To evaluate:

```
let val x = e1
    val y = e2
in
  e3
end
```

- Do the same the same thing as you would for:

```
let val x = e1
    in let val y = e2
        in
          e3
        end
    end
```

CS312

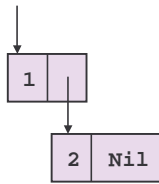
18

Datatype Constructors

`datatype list = Nil | Cons of int * list`

- To evaluate `Cons(e, e')`:
 - evaluate `e`, `e'` to their values
 - allocate a new ref cell
 - place the values in the ref cell
 - return a pointer to the ref cell
- To evaluate `Nil`:
 - Treat it as an unboxed value because it does not carry data

`Cons(1, Cons(2, Nil))`

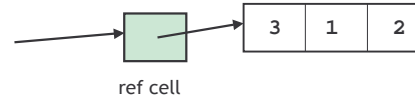


CS312

19

References

- To evaluate `ref e`:
 - evaluate `e` to a value first
 - allocate a new ref cell
 - place the value in the ref cell
 - return a pointer to the ref cell
- Example: `ref (3, 1, 2)` evaluates to:



CS312

20

Ref Example

```
let val x = ref 1 in
  val y = x
in
  x:=2; !y
end
```

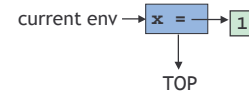
current env → TOP

CS312

21

Ref Example

```
let val x = ref 1 in
  val y = x
in
  x:=2; !y
end
```

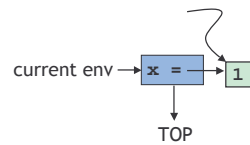


CS312

22

Ref Example

```
let val x = ref 1 in
  val y = x
in
  x:=2; !y
end
```

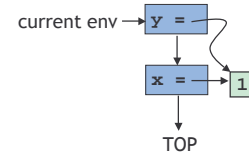


CS312

23

Ref Example

```
let val x = ref 1 in
  val y = x
in
  x:=2; !y
end
```

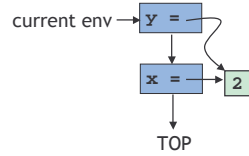


CS312

24

Ref Example

```
let val x = ref 1 in
  val y = x
in
  x:=2; !y
end
```

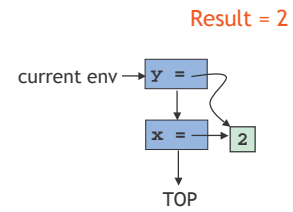


CS312

25

Ref Example

```
let val x = ref 1 in
  val y = x
in
  x:=2; !y
end
```

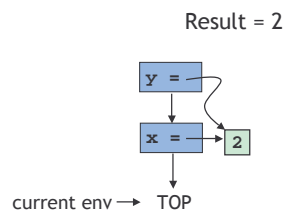


CS312

26

Ref Example

```
let val x = ref 1 in
  val y = x
in
  x:=2; !y
end
```

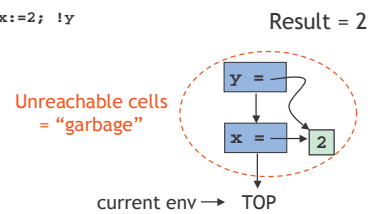


CS312

27

Ref Example

```
let val x = ref 1 in
  val y = x
in
  x:=2; !y
end
```




CS312

28

Ref Example

```
let val x = ref 1 in
  val y = x
in
  x:=2; !y
end
```



CS312

29

Garbage Collection

- Garbage cells are those heap cells not reachable from:
 - The current environment
 - Or from the result
- **Garbage collection** is the process of collecting the unreachable heap cells
 - Takes place as the program runs
 - Will discuss more about it later in the course

CS312

30

Functions

- Consider the following code:

```
let val x = 2
    val f = fn z => z + x
in
  f 3
end
```

- What value do we assign to f?
- Note: the body of f refers to variable x
 - What is the value of x?
- Solution: use a **closure** = (env,code) pair
 - env = tells us about the values of unbound variables

CS312

31

Function Example

```
let val x = 2
    val f = fn z => z + x
in
  f 3
end
```

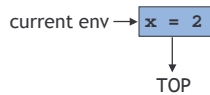
current env → TOP

CS312

32

Function Example

```
let val x = 2
    val f = fn z => z + x
in
  f 3
end
```

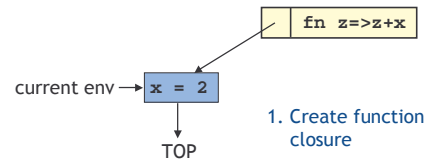


CS312

33

Function Example

```
let val x = 2
    val f = fn z => z + x
in
  f 3
end
```

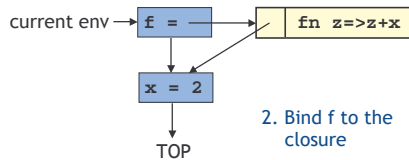


CS312

34

Function Example

```
let val x = 2
    val f = fn z => z + x
in
  f 3
end
```

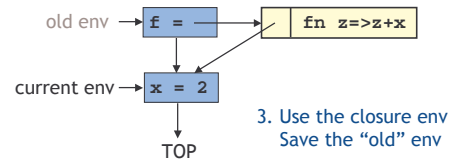


CS312

35

Function Example

```
let val x = 2
    val f = fn z => z + x
in
  f 3
end
```

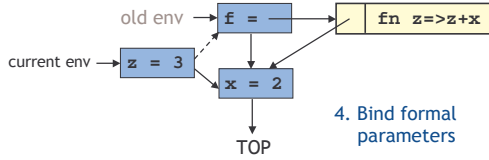


CS312

36

Function Example

```
let val x = 2
    val f = fn z => z + x
in
  f 3
end
```

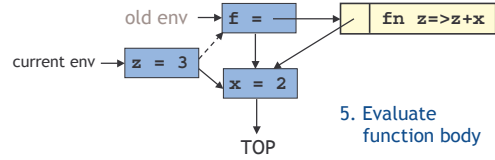


CS312

37

Function Example

```
let val x = 2
    val f = fn z => z + x
in
  f 3
end
```

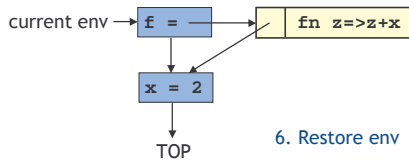


CS312

38

Function Example

```
let val x = 2
    val f = fn z => z + x
in
  f 3
end
```



CS312

39

Function Example

```
let val x = 2
    val f = fn z => z + x
in
  f 3
end
```



CS312

40

Function Calls

To evaluate $e_1(e_2)$:

1. Evaluate e_1 - you must get a pointer to a closure.
2. Evaluate e_2 to a value.
3. Save the current environment (and refer to it as the "old" environment).
4. Use the environment from the closure, extend it with binding for formal parameters.
5. Evaluate the body of the function within the extended environment; this is the result.
6. Restore the old environment (saved in step 3)
7. Return the result.

CS312

41

Static vs. Dynamic Scoping

- Consider this code:

```
let val x = 2
    val f = fn z => z + x
    val x = 1
in
  f 3
end
```

- Which binding to use for x?
- **Static scoping:** use the binding at the declaration (this is the environment saved in the closure)
 - This is the case in ML, Java. Result = 5
- **Dynamic scoping:** use the binding at the call
 - Other languages (older LISP, Perl). Result = 4

CS312

42

Simulating Recursion

```
let val r = ref (fn x=>x)
    val f = fn n=> if n<2 then 1 else n*(!r)(n-1)
in r := f; f 2
end
```

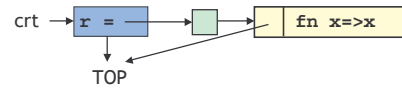
crt → TOP

CS312

43

Simulating Recursion

```
let val r = ref (fn x=>x)
    val f = fn n=> if n<2 then 1 else n*(!r)(n-1)
in r := f; f 2
end
```

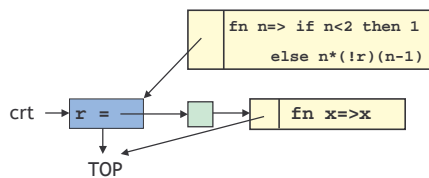


CS312

44

Simulating Recursion

```
let val r = ref (fn x=>x)
    val f = fn n=> if n<2 then 1 else n*(!r)(n-1)
in r := f; f 2
end
```

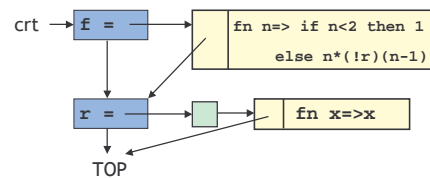


CS312

45

Simulating Recursion

```
let val r = ref (fn x=>x)
    val f = fn n=> if n<2 then 1 else n*(!r)(n-1)
in r := f; f 2
end
```

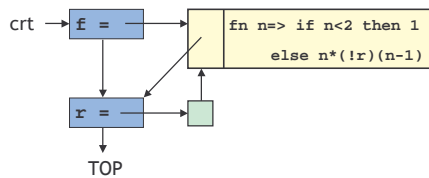


CS312

46

Simulating Recursion

```
let val r = ref (fn x=>x)
    val f = fn n=> if n<2 then 1 else n*(!r)(n-1)
in r := f; f 2
end
```

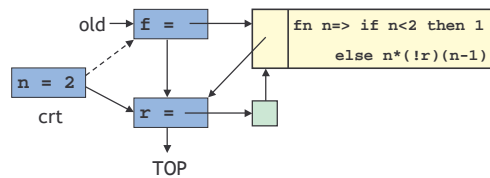


CS312

47

Simulating Recursion

```
let val r = ref (fn x=>x)
    val f = fn n=> if n<2 then 1 else n*(!r)(n-1)
in r := f; f 2
end
```



CS312

48

Recursive Function Definitions

- To handle recursive function definition we need to extend the environment first, with an “incomplete” binding for the recursive function
- Next, build the closure and make the environment in the closure point to the extended environment, that includes the function
- Finally, bind the function symbol to the closure
- We get a **cycle**:
 - the function symbol points to the closure
 - The environment in the closure points to the symbol

CS312

49

Recursion

```
let fun f(n) = if n < 2 then 1 else n * f(n-1)
in f 2
end
```

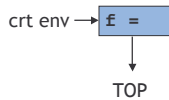
crt env → TOP

CS312

50

Recursion

```
let fun f(n) = if n < 2 then 1 else n * f(n-1)
in f 2
end
```



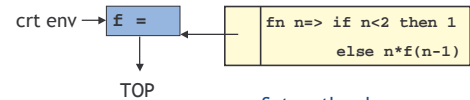
Create an incomplete binding for f

CS312

51

Recursion

```
let fun f(n) = if n < 2 then 1 else n * f(n-1)
in f 2
end
```



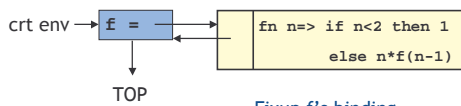
Set up the closure

CS312

52

Recursion

```
let fun f(n) = if n < 2 then 1 else n * f(n-1)
in f 2
end
```



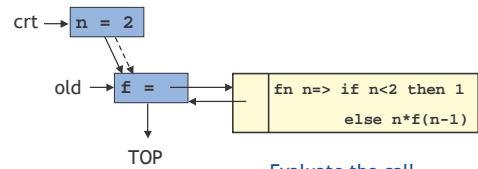
Fixup f's binding

CS312

53

Recursion

```
let fun f(n) = if n < 2 then 1 else n * f(n-1)
in f 2
end
```



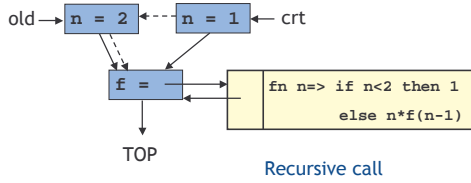
Evaluate the call

CS312

54

Recursion

```
let fun f(n) = if n < 2 then 1 else n * f(n-1)
in f 2
end
```



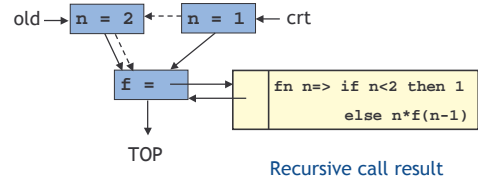
CS312

55

Recursion

```
let fun f(n) = if n < 2 then 1 else n * f(n-1)
in f 2
end
```

Result = 1



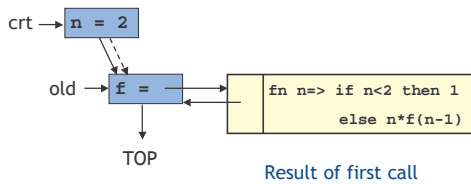
CS312

56

Recursion

```
let fun f(n) = if n < 2 then 1 else n * f(n-1)
in f 2
end
```

Result = 2



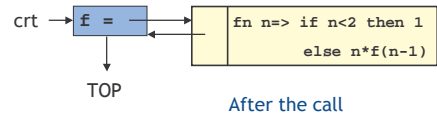
CS312

57

Recursion

```
let fun f(n) = if n < 2 then 1 else n * f(n-1)
in f 2
end
```

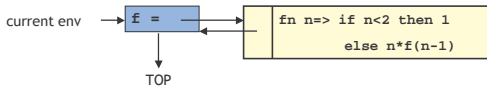
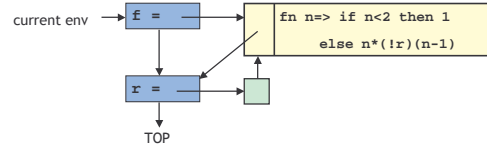
Result = 2



CS312

58

Comparison



CS312

59